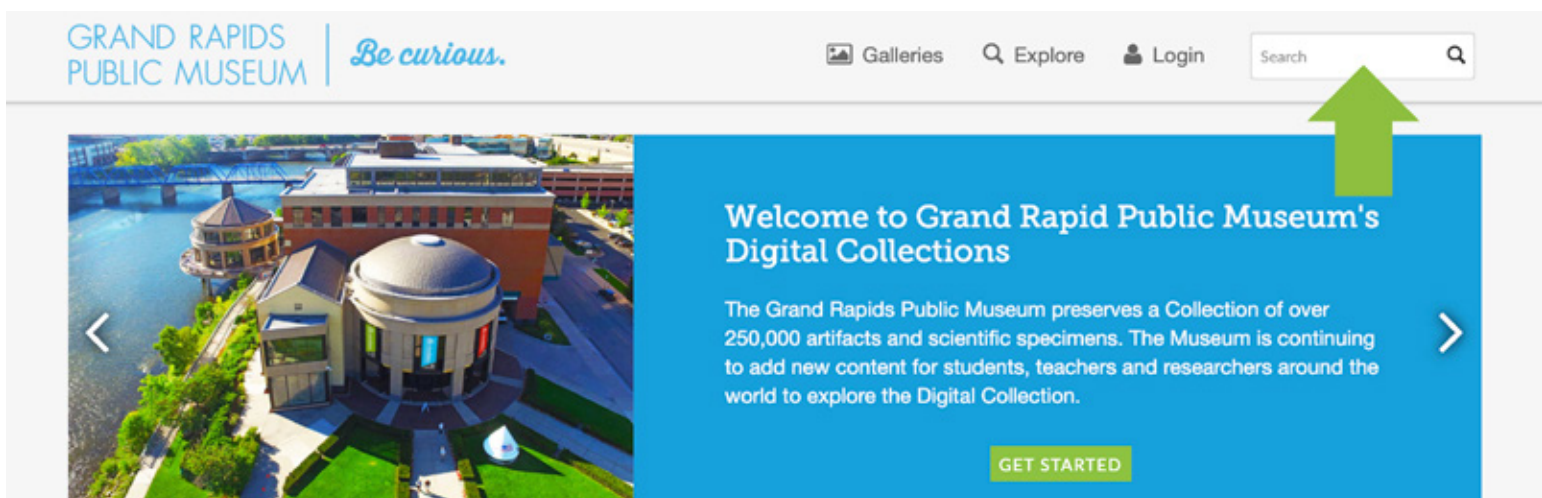


# Virtual Scavenger Hunt.

## GRPM Collections Database.

Use this scavenger hunt to learn how to navigate the GRPM Digital Collections and explore some of its unique objects!

There are more than 250,000 artifacts and scientific specimens to explore on the Digital Collections database. You can use the search bar in the top right corner of the webpage to find objects that match your interests.



What object can you find by searching “snow goggles”?

- What group of people created this artifact? Where do they live?
- How did this artifact help its wearer adapt to their local environment?



Sometimes, this general search bar can bring up LOTS of objects! For example:

- How many object results appear when you search “carpet sweeper”?



The Museum uses accession numbers to track each object in the Collection. You can also enter any accession number into the search bar to find its related object and information.

Find the object with accession number "1994.49.1"

- Sketch or describe the design on this beaded panel.

---

---

---

- How many beads is it made of?

---

Which artifact has the accession number "1988.20.1"?

- Where was this unique object made?
- What iconic Grand Rapids furniture store displayed this item?

---

---

---

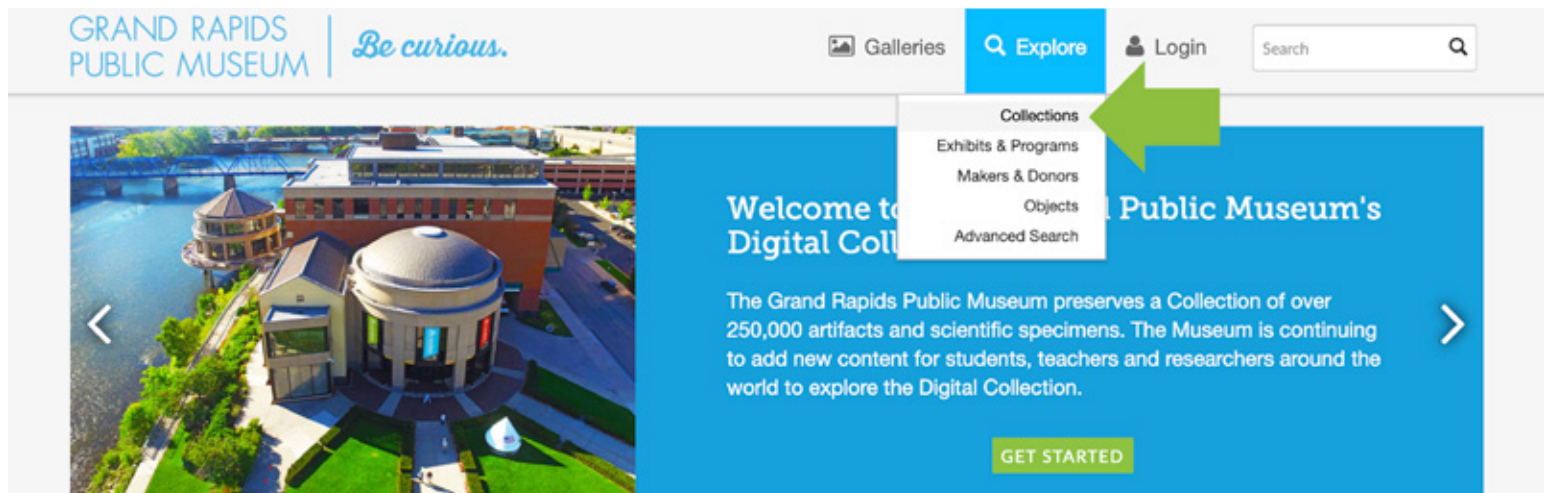
What type of animal skull is pictured here? It can be found at accession number "2019.9.15"

---

---



Another way objects are organized in the database is by themed collections. There are almost 100 different collections to explore!



The screenshot shows the website header for the Grand Rapids Public Museum. The logo "GRAND RAPIDS PUBLIC MUSEUM" is on the left, followed by the tagline "Be curious.". Navigation links include "Galleries", "Explore", and "Login". A search bar is on the right. A dropdown menu is open under "Explore", with "Collections" highlighted by a green arrow. Other menu items are "Exhibits & Programs", "Makers & Donors", "Objects", and "Advanced Search". Below the header is a large blue banner with an aerial view of the museum building on the left. The banner text reads: "Welcome to the Grand Rapids Public Museum's Digital Collection". Below this text is a "GET STARTED" button.

**Find the Chairmania Collection.**

- Sketch the chair you find most interesting.  
What do you like about it?

---

---

- Challenge: Design your own miniature chair from materials you have at home.



**Find the Sportswear Collection.**

- Pick a uniform that interests you and read its story.  
Discover what sport it was used in and when it was worn.
- Challenge: What was the team name of the basketball uniform in this collection?

---

---

---

Find the uniform that this sleeve belongs to.



- What team was this uniform from?

---

- What year was this uniform worn?

---

- Discuss: How does this uniform differ from women's sports uniforms today?

---

---

---



## Find the [Headwear](#) collection

- Find a hat that is more than 100 years old.

---

- Find a hat of your favorite color.  
Sketch what it looks like.

---

- Discuss: What is your favorite hat you own?  
What would somebody learn about  
you based on that hat?

---

---

---

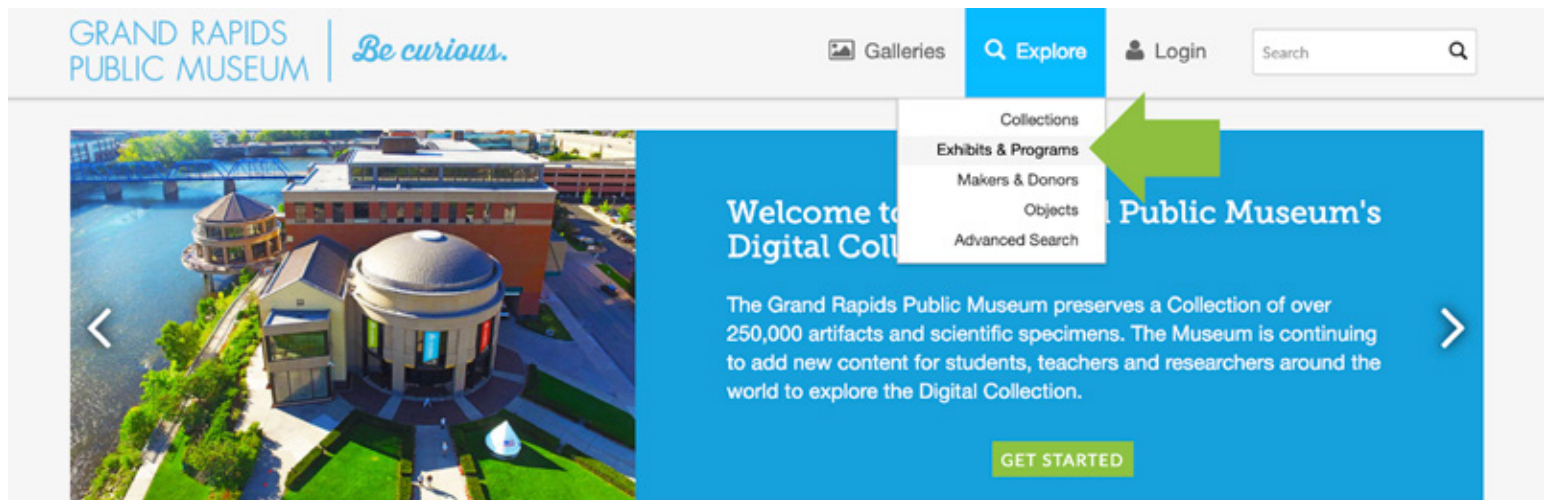
---

---

---

---

You can also search for objects that have been used in exhibits and programs. This would be a great way to find out more about the artifacts and specimens in your favorite GRPM exhibits and educational programs!



The screenshot shows the Grand Rapids Public Museum website. The header includes the logo 'GRAND RAPIDS PUBLIC MUSEUM | Be curious.' and navigation links for 'Galleries', 'Explore', and 'Login'. A search bar is also present. The main content area features a large image of the museum building and a blue banner with the text 'Welcome to the Grand Rapids Public Museum's Digital Collection'. A dropdown menu is open under 'Explore', with 'Exhibits & Programs' highlighted by a green arrow. Other options in the menu include 'Collections', 'Makers & Donors', 'Objects', and 'Advanced Search'. A 'GET STARTED' button is visible at the bottom of the banner.

## Explore → Exhibits & Programs → [TOYS!](#)

- Find a toy you remember playing with as a child.

---

- Find a toy you think your parents would have enjoyed playing with as children.

---

- Find a toy you don't already know about. What is that toy and how does one play with it?

---

---

---

Explore → Exhibits & Programs → [L Is For Lyceum - Overlooked Animals](#)



- What type of snake is this?

---

---

---

- What do they eat?



- Which animal do these sharp teeth belong to?

---

---

---

- What is the two-word taxonomy classification for this animal?

Explore → Exhibits & Programs → [Investigate: Civil War Artifacts](#)



- What is the name of this Civil War soldier?

---

---

---



- These playing cards were produced during the Civil War to raise the spirits of union soldiers and give them a way to spend their nights in camp. What were the four suits in the Union playing card deck?

---

---

- Challenge - What does this grouping teach us about the Civil War?

---

---