

# Visiting the Grand Rapids Public Museum Communication Book




GRAND RAPIDS  
PUBLIC MUSEUM

*Be curious.*



# I want...



Quiet Room



Sensory Bag or Headphones



Finny the Whale



Spillman Carousel



Streets of Old Grand Rapids



Gift Shop

These options are located on the first floor.




# I want...



Chaffee Planetarium



Planetarium Theater




Steam Engine



Meijer Theater



Egypt: Be Curious



Museum Café

These options are located on the second floor.



# I want...



Mastodon Skeleton



Anishinabek: People of this Place



Plant and Animal Diorama



Fish Diorama




City Hall Clock



Baby Lake Sturgeon

These options are located on the third floor.

I need...



Eat



Drink

**I need...**



**Bathroom**



**Headphones**

# I need...



Break



Quiet

# I need...



Help



Home



I feel...




Happy




Sad

I feel...



Excited




Worried

I feel...



Tired



Overwhelmed



# Actions




Sit Down



Stand Up

# Actions





Walk




Wait

# Actions






# Actions



Yes



No

# Actions



No Talking



Listen

# Actions



No Running



Ask Question



The Grand Rapids Public Museum's vision is to inspire passionate curiosity and a deeper understanding of the world around us.

This communication book was developed through a collaboration between the Grand Rapids Public Museum and the Occupational Science and Therapy program at Grand Valley State University.

GRAND RAPIDS  
PUBLIC MUSEUM

*Be curious.*



GRAND VALLEY  
STATE UNIVERSITY  
OCCUPATIONAL SCIENCE  
AND THERAPY